

Stanly Arts Guild - Dwight J. Dennis Memorial Photography Exhibition & Competition February 24th - March 21st, 2026

Stanly Arts Guild & Gifts / 152 W. Main Street / Albemarle, NC 28001
(704) 983-4278 / www.stanlyartsguild.com / stanlyartsguild19@gmail.com

Calendar of events

Delivery dates:

- Friday, February 20th, 2026: 12 PM – 4 PM
- Saturday, February 21st, 2026: 10 AM – 4 PM

Show opens:

- Tuesday, January 24^h, 2026 – 12 PM

Awards and art pickup:

- Saturday, March 21st, 2026 - 4 PM

Categories – Awards – Entry Fees

Awards:

- First place - \$300
- Second place - \$200
- Third place - \$100
- Honorable mention ribbons will be given at the judge's discretion

Entry Fees:

- SAG members – up to 2 pieces - \$30
 - \$10 for each additional entry, up to 4 additional
- Non-members – up to 2 pieces - \$40
 - \$15 for each additional entry, up to 4 additional

Rules for Entry

Artists must be 18 years or older.

- Art must not be over five (5) years old and cannot have won awards in any previous Stanly Arts Guild show.
- All artwork must remain on display until the end of the show.
- Photographs, including frame, must not exceed the size limit of 48" x 36" and must weigh less than 35 pounds.
- Photographs must be properly framed or printed on a hard surface that supports hanging.
- Entries must be properly prepared to hang – no saw tooth hangers will be accepted.
- Artwork must be hand delivered.
- Please note – if the number of entries exceeds available space, the show may be juried.
- Stanly Arts Guild reserves the right to decline entries deemed inappropriate, not in good

taste or works not properly prepared for display.

- The Guild reserves the right to reject any artwork deemed inappropriate or not meeting the rules of entry.

Sales

Prices or NFS, (Not For Sale), must be listed on the entry forms and labels. All sales and tax will be paid directly to Stanly Arts Guild and checks will be mailed to artists. A 15% commission for Guild members will be retained by the Guild on all sales.

Liability

While the best possible care will be taken while handling art, the Stanly Arts Guild will not be responsible for damage or loss. Work should be picked up on Saturday, March 21st, after 4 PM, unless special provisions are made. All work remaining after 2 weeks will be considered abandoned and property of the Stanly Arts Guild.

Judge

William Dixon, Jr.

After retirement, William began traveling to other countries taking pictures of nature and wildlife. A few of those locations were: South Africa, Kenya, India, England, France, and Italy. His photographs have won many awards, including Best of Show from the Stanly Arts Guild. Mr Dixon now resides in Weddington, NC. William not only photographs wildlife, but he is also known for sleeping with the cheetahs! Brave!

He is currently is a member of the Waxhaw and Matthews art guilds, and has shown his work at Stanly Arts Guild.

To view more of his work, visit Cheetah1.smugmug.com

Use of Entry Images

Stanly Arts Guild reserves the right to take and use photographs of all entries for the purposes of advertising, promoting the show and publishing the result.



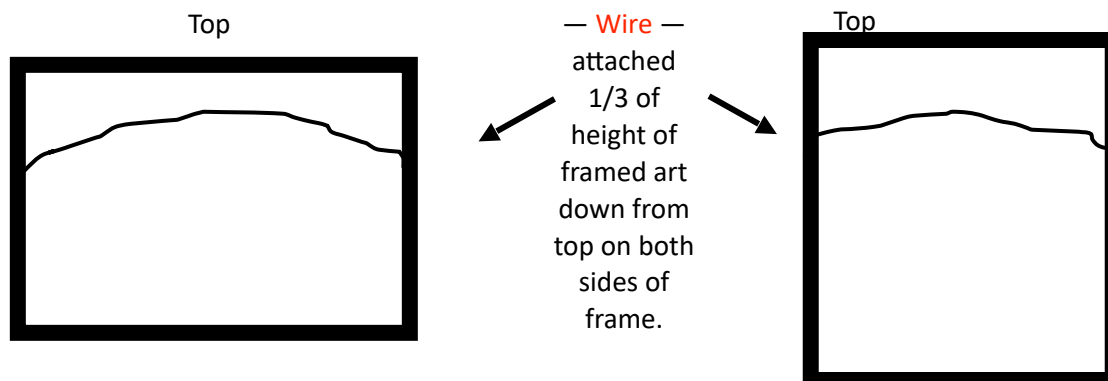
How to Frame Your Artwork for Displays & Shows

It is not acceptable to use sawtooth hangers/hardware, string, plastic frames or any other improvised framing or hanging apparatus as it creates a hazard. We may not be able to safely hang your work and it may fall even if we are successful in getting it hung.

Oils and acrylic art do not require glass, but they must be securely presented in sturdy frames, with appropriate hardware attached to the back for hanging. Attach the proper screw eye or metal hardware to the back side of the frame approximately 1/3 of the way down the back of the artwork or frame. Thread the wire through the screw eye or other metal hardware on the back, making sure to leave several inches of excess wire on both ends. Wrap this excess wire around the wire going across the back several times to secure each end. Do not use so much wire that it shows above the top of the art as it is unattractive and will cause the art to pitch forward when hung. It is not necessary to cover the back of this type of artwork.

Watercolors, pastels, pen, markers, pencil sketches and some mixed media flat art pieces should be framed with glass cut to fit the frames. (Some mixed media art pieces done on canvas may require a shadow box frame for more depth or may not be framed at all.) The frames and mats, if used, should be clean and sturdy. If installing the art in a wood frame, the art must be secured in the wood frame using glazier points and a point driver or tapping the points in using another tool. The points should be installed every 3-4 inches. If not using a wood frame the art will still need to be tightly secured in the frame so it does not slip, shift or fall back away from the front of the frame. If possible, based on the type of frame used, brown craft paper should be installed on the back of the frame to protect the installed art. Use double stick clear tape around the outer edge of the back opening and stick the brown craft paper to the tape. Put a felt or soft bumper on the bottom of each side for wall protection when the art is hung. Attach the proper screw eye or metal hardware to the back side of the frame approximately 1/3 of the way down the back of the artwork or frame. Thread the wire through the screw eye or other metal hardware on the back, making sure to leave several inches of excess wire on both ends. Wrap this excess wire around the wire going across the back several times to secure each end. Do not use so much wire that it shows above the top of the art as it is unattractive and will cause the art to pitch forward when hung.

Photographs may be mounted directly to a type of hanging media, wood, glass, metal, etc., or they may be framed with glass cut to fit the frames. Once in the frame they will need to be secured and made ready to hang as in the instructions above for watercolors, pastels and mixed media flat art.



Exhibitor No. _____

**Stanly Arts Guild Annual
Dwight J. Dennis Photography Show**
Please have your completed entry form ready at check-in.





Payment may be made by cash, check or credit.
All checks should be made out to Stanly Arts Guild.

Print all information so it is clear & easy to read. Your entries will be keyed according to the information you provide below.

First Name Middle Initial Last Name

Mailing Address City State Zip

Phone Number (Best to reach you) Email Address

Photography Show Fees — SAG Members 1st and 2nd Entries \$30.00  <small>196302000011</small>	Photography Show Fees — SAG Members Additional Entries (4th thru 6th) \$10.00 each  <small>196302000021</small>
Photography Show Fees — NON-Members 1st and 2nd Entries \$40.00  <small>196302000012</small>	Photography Show Fees — NON-Members Additional Entries (4th thru 6th) \$15.00 each  <small>196302000022</small>

How did you hear about this show? Facebook ___ SAG Website ___ SAG Email ___ Other (Please list.) _____

Entry	Title	Medium	Size	Price
1				
2				
3				
4				
5				
6				

Memberships will be accepted during art take-in. All memberships are half price after January 1st.

I have read the show prospectus & agree to all rules of entry.

Entrant's Signature Date Signed

Entrant to pick up show entries? ___ Yes ___ No If No, name of person picking up? _____

SAG USE ONLY

Signature of SAG Member receiving entries: _____

Date: _____ Year _____

Tags placed on all entries? _____